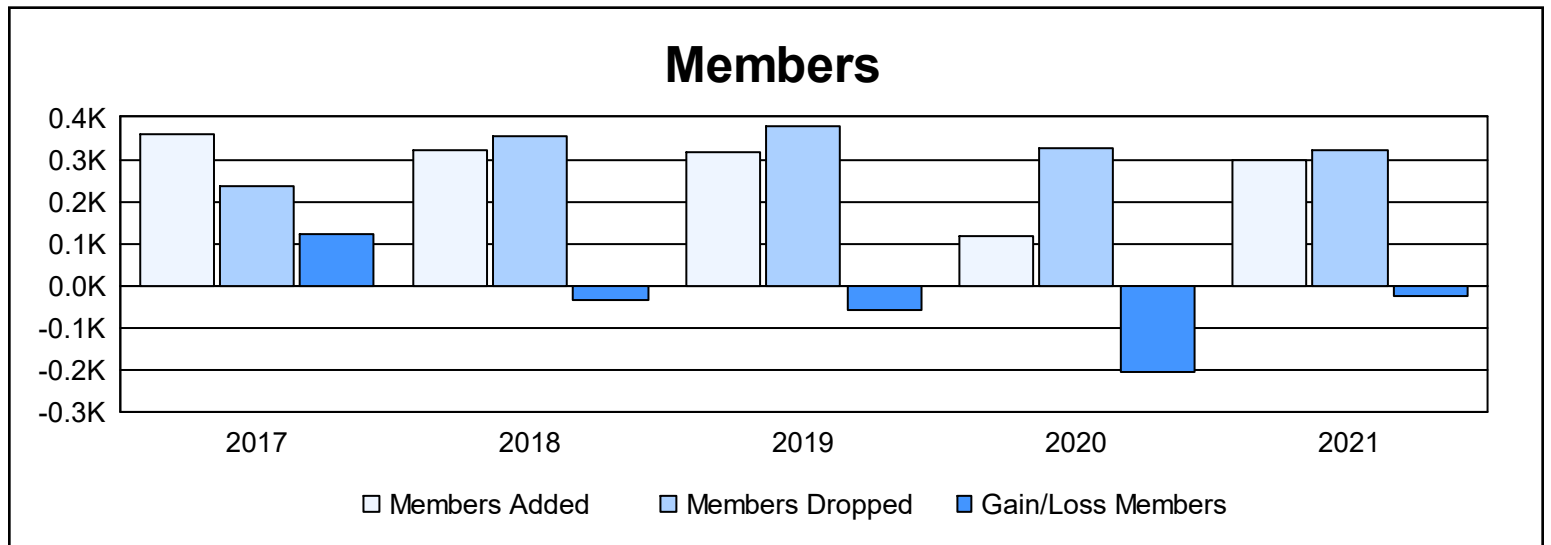
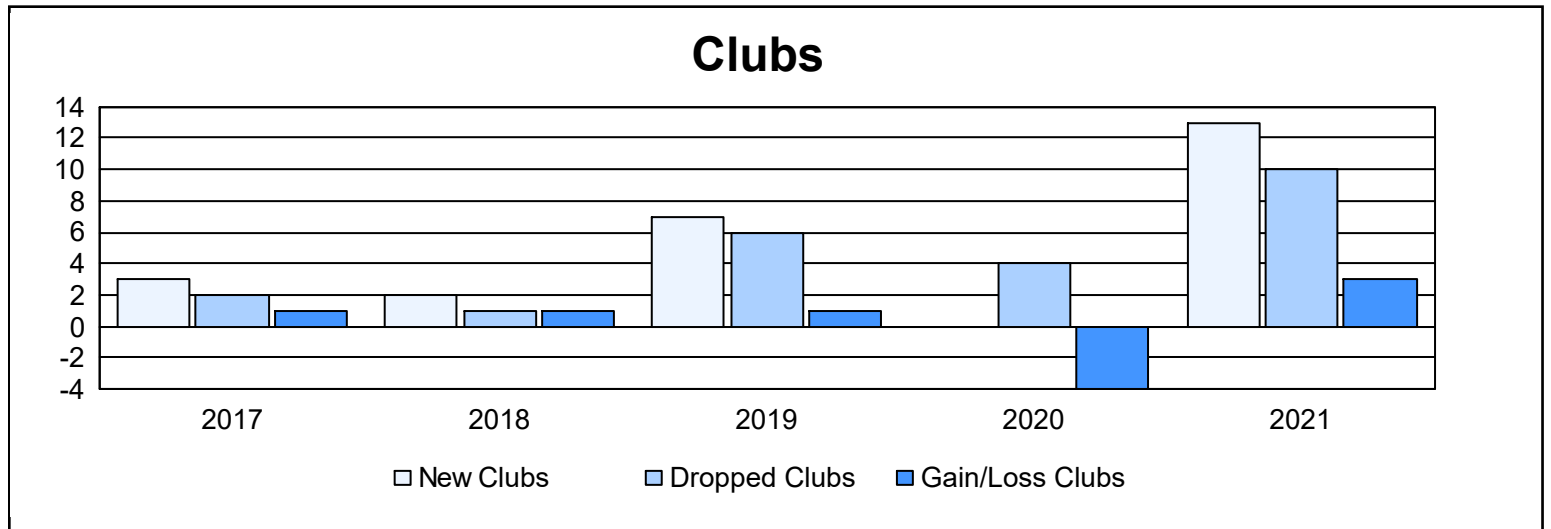
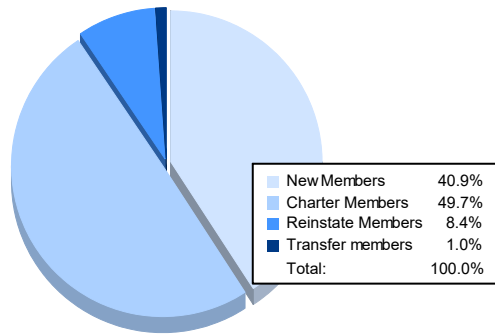


Year	New Clubs	Dropped Clubs	Gain/ Loss Clubs	New Members	Charter Members	Reinstate Members	Transfer Members	Total Member Added	Total Members Dropped	Gain/ Loss Members
2016-2017	3	2	1	277	76	6	1	360	237	123
2017-2018	2	1	1	181	79	44	16	320	354	-34
2018-2019	7	6	1	147	156	14	1	318	378	-60
2019-2020	0	4	-4	65	20	28	6	119	327	-208
2020-2021	13	10	3	122	148	25	3	298	323	-25
<b>Average</b>	<b>5</b>	<b>5</b>	<b>0</b>	<b>158</b>	<b>96</b>	<b>23</b>	<b>5</b>	<b>283</b>	<b>324</b>	<b>-41</b>



### Membership Composition June 2021 Cumulative



### Gender Composition June 2021 Cumulative

